



On Optimized Manufacture of Bipolar Hetero transistors in a High-Voltage Element or for Increasing of their Integration Rate. Accounting Mismatch-Induced Stress

E.L. Pankratov*

¹ Nizhny Novgorod State University, 23 Gagarin avenue, Nizhny Novgorod, 603950, Russia

² Nizhny Novgorod State Technical University, 24 Minin Street, Nizhny Novgorod, 603950, Russia

*Corresponding Author: E.L. Pankratov, Nizhny Novgorod State University, 23 Gagarin avenue, Nizhny Novgorod, 603950, Russia

Abstract: In this paper we introduce an approach to increase density of bipolar transistors framework a circuit of a element OR. Framework the approach we consider manufacturing the element OR in heterostructure with specific configuration. Several required areas of the heterostructure should be doped by diffusion or ion implantation. After that dopant and radiation defects should be annealed framework optimized scheme. We also consider an approach to decrease value of mismatch-induced stress in the considered heterostructure. We introduce an analytical approach to analyze mass and heat transport in heterostructures during manufacturing of integrated circuits with account mismatch-induced stress.

Keywords: Element OR; increasing integration rate of bipolar heterotransistors; optimization of manufacturing.

1. INTRODUCTION

In the present time several actual problems of the solid state electronics (such as increasing of performance, reliability and density of elements of integrated circuits: diodes, field-effect and bipolar transistors) are intensively solving [1-6]. To increase the performance of these devices it is attracted an interest determination of materials with higher values of charge carriers mobility [7-10]. One way to decrease dimensions of elements of integrated circuits is manufacturing them in thin film heterostructures [3-5,11]. In this case it is possible to use inhomogeneity of heterostructure and necessary optimization of doping of electronic materials [12,13] and development of epitaxial technology to improve these materials (including analysis of mismatch induced stress) [14-16]. An alternative approaches to increase dimensions of integrated circuits are using of laser and microwave types of annealing [17-19].

Framework the paper we introduce an approach to manufacture bipolar transistors. The approach gives a possibility to decrease their dimensions with increasing their density framework a circuit of a element OR [14]. We also consider possibility to decrease mismatch-induced stress to decrease quantity of defects, generated due to the stress. In this paper we consider a heterostructure, which consist of a substrate and an epitaxial layer (see Fig. 1). We also consider a buffer layer between the substrate and the epitaxial layer. The epitaxial layer includes into itself several sections, which were manufactured by using another materials. These sections have been doped by diffusion or ion implantation to manufacture the required types of conductivity (p or n). These areas became emitter, base, collector (see Fig. 1). After this doping it is required annealing of dopant and/or radiation defects. Main aim of the present paper is analysis of redistribution of dopant and radiation defects to determine conditions, which correspond to decreasing of elements of the considered inverter and at the same time to increase their density. At the same time we consider a possibility to decrease mismatch-induced stress.

2. METHOD OF SOLUTION

To solve our aim we determine and analyzed spatio-temporal distribution of concentration of dopant in the considered hetero structure. We determine the distribution by solving the second Fick's law in

the following form [1,20-24]

$$\frac{\partial C(x, y, z, t)}{\partial t} = \frac{\partial}{\partial x} \left[D \frac{\partial C(x, y, z, t)}{\partial x} \right] + \frac{\partial}{\partial y} \left[D \frac{\partial C(x, y, z, t)}{\partial y} \right] + \frac{\partial}{\partial z} \left[D \frac{\partial C(x, y, z, t)}{\partial z} \right] + \Omega \frac{\partial}{\partial x} \left[\frac{D_s}{kT} \nabla_s \mu_1(x, y, z, t) \int_0^{L_z} C(x, y, W, t) dW \right] + \Omega \frac{\partial}{\partial y} \left[\frac{D_s}{kT} \nabla_s \mu_1(x, y, z, t) \int_0^{L_z} C(x, y, W, t) dW \right] \quad (1)$$

With boundary and initial conditions

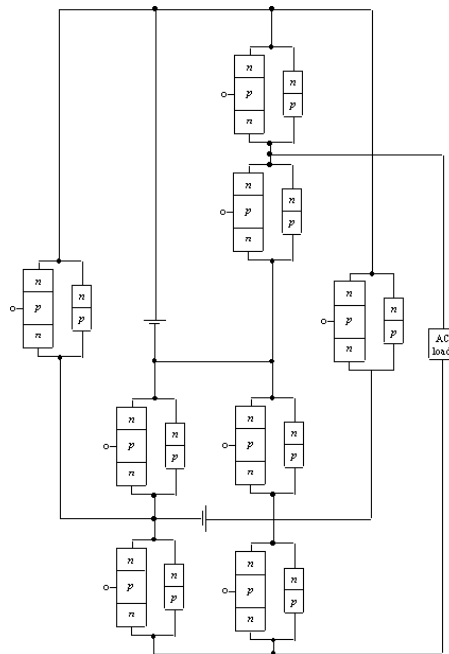


Fig1a. Basic element OR circuit [14]

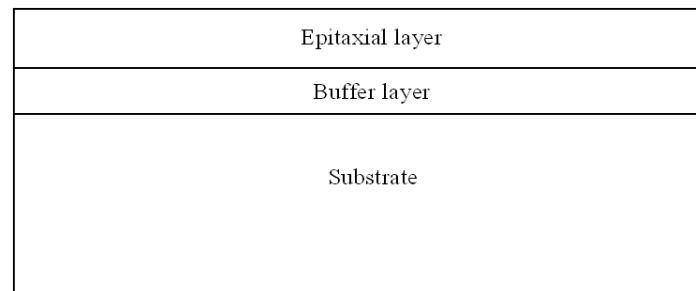


Fig1b. Heterostructure with a substrate, epitaxial layers and buffer layer (view from side)

$$\left. \frac{\partial C(x, y, z, t)}{\partial x} \right|_{x=0} = 0, \left. \frac{\partial C(x, y, z, t)}{\partial x} \right|_{x=L_x} = 0, \left. \frac{\partial C(x, y, z, t)}{\partial y} \right|_{y=0} = 0, \left. \frac{\partial C(x, y, z, t)}{\partial y} \right|_{x=L_y} = 0, \left. \frac{\partial C(x, y, z, t)}{\partial z} \right|_{z=0} = 0, \left. \frac{\partial C(x, y, z, t)}{\partial z} \right|_{x=L_z} = 0, C(x, y, z, 0) = f_C(x, y, z).$$

Here $C(x,y,z,t)$ is the spatio-temporal distribution of concentration of dopant; Ω is the atomic volume

of dopant; ∇_s is the symbol of surficial gradient; $\int_0^{L_z} C(x, y, z, t) dz$ is the surficial concentration of dopant on interface between layers of heterostructure (in this situation we assume, that Z-axis is perpendicular to interface between layers of heterostructure); $\mu_1(x,y,z,t)$ is the chemical potential due to the presence of mismatch-induced stress; D and D_s are the coefficients of volumetric and surficial diffusions. Values of dopant diffusions coefficients depends on properties of materials of heterostructure, speed of heating and cooling of materials during annealing and spatio-temporal

distribution of concentration of dopant. Dependences of dopant diffusions coefficients on parameters could be approximated by the following relations [22-24]

$$D_c = D_L(x, y, z, T) \left[1 + \xi \frac{C^\gamma(x, y, z, t)}{P^\gamma(x, y, z, T)} \right] \left[1 + \zeta_1 \frac{V(x, y, z, t)}{V^*} + \zeta_2 \frac{V^2(x, y, z, t)}{(V^*)^2} \right],$$

$$D_s = D_{sL}(x, y, z, T) \left[1 + \xi_s \frac{C^\gamma(x, y, z, t)}{P^\gamma(x, y, z, T)} \right] \left[1 + \zeta_1 \frac{V(x, y, z, t)}{V^*} + \zeta_2 \frac{V^2(x, y, z, t)}{(V^*)^2} \right]. \quad (2)$$

Here DL (x,y,z,T) and DLS (x,y,z,T) are the spatial (due to accounting all layers of heterostructure) and temperature (due to Arrhenius law) dependences of dopant diffusion coefficients; T is the temperature of annealing; P (x,y,z,T) is the limit of solubility of dopant; parameter γ depends on properties of materials and could be integer in the following interval $\gamma \in [1,3]$ [22]; V (x,y,z,t) is the spatio-temporal distribution of concentration of radiation vacancies; V* is the equilibrium distribution of vacancies. Concentrational dependence of dopant diffusion coefficient has been described in details in [22]. Spatio-temporal distributions of concentration of point radiation defects have been determined by solving the following system of equations [20,23,24]

$$\begin{aligned} \frac{\partial I(x, y, z, t)}{\partial t} &= \frac{\partial}{\partial x} \left[D_I(x, y, z, T) \frac{\partial I(x, y, z, t)}{\partial x} \right] + \frac{\partial}{\partial y} \left[D_I(x, y, z, T) \frac{\partial I(x, y, z, t)}{\partial y} \right] + \\ &+ \frac{\partial}{\partial z} \left[D_I(x, y, z, T) \frac{\partial I(x, y, z, t)}{\partial z} \right] - k_{I,I}(x, y, z, T) I^2(x, y, z, t) - k_{I,V}(x, y, z, T) I(x, y, z, t) V(x, y, z, t) + \\ &+ \Omega \frac{\partial}{\partial x} \left[\frac{D_{IS}}{kT} \nabla_s \mu(x, y, z, t) \int_0^{L_z} I(x, y, W, t) dW \right] + \Omega \frac{\partial}{\partial y} \left[\frac{D_{IS}}{kT} \nabla_s \mu(x, y, z, t) \int_0^{L_z} I(x, y, W, t) dW \right] \quad (3) \\ \frac{\partial V(x, y, z, t)}{\partial t} &= \frac{\partial}{\partial x} \left[D_V(x, y, z, T) \frac{\partial V(x, y, z, t)}{\partial x} \right] + \frac{\partial}{\partial y} \left[D_V(x, y, z, T) \frac{\partial V(x, y, z, t)}{\partial y} \right] + \\ &+ \frac{\partial}{\partial z} \left[D_V(x, y, z, T) \frac{\partial V(x, y, z, t)}{\partial z} \right] - k_{V,V}(x, y, z, T) V^2(x, y, z, t) - k_{I,V}(x, y, z, T) I(x, y, z, t) V(x, y, z, t) + \\ &+ \Omega \frac{\partial}{\partial x} \left[\frac{D_{VS}}{kT} \nabla_s \mu(x, y, z, t) \int_0^{L_z} V(x, y, W, t) dW \right] + \Omega \frac{\partial}{\partial y} \left[\frac{D_{VS}}{kT} \nabla_s \mu(x, y, z, t) \int_0^{L_z} V(x, y, W, t) dW \right] \end{aligned}$$

With boundary and initial conditions

$$\begin{aligned} \left. \frac{\partial I(x, y, z, t)}{\partial x} \right|_{x=0} &= 0, \quad \left. \frac{\partial I(x, y, z, t)}{\partial x} \right|_{x=L_x} &= 0, \quad \left. \frac{\partial I(x, y, z, t)}{\partial y} \right|_{y=0} &= 0, \quad \left. \frac{\partial I(x, y, z, t)}{\partial y} \right|_{y=L_y} &= 0, \\ \left. \frac{\partial I(x, y, z, t)}{\partial z} \right|_{z=0} &= 0, \\ \left. \frac{\partial I(x, y, z, t)}{\partial z} \right|_{z=L_z} &= 0, \quad \left. \frac{\partial V(x, y, z, t)}{\partial x} \right|_{x=0} &= 0, \quad \left. \frac{\partial V(x, y, z, t)}{\partial x} \right|_{x=L_x} &= 0, \quad \left. \frac{\partial V(x, y, z, t)}{\partial y} \right|_{y=0} &= 0, \\ \left. \frac{\partial V(x, y, z, t)}{\partial y} \right|_{y=L_y} &= 0, \\ \left. \frac{\partial V(x, y, z, t)}{\partial z} \right|_{z=0} &= 0, \quad \left. \frac{\partial V(x, y, z, t)}{\partial z} \right|_{z=L_z} &= 0, \quad I(x, y, z, 0) &= f_I(x, y, z), \quad V(x, y, z, 0) &= f_V(x, y, z). \quad (4) \end{aligned}$$

Here I (x,y,z,t) is the spatio-temporal distribution of concentration of radiation interstitials; I* is the equilibrium distribution of interstitials; DI(x,y,z,T), DV(x,y,z,T), DIS(x,y, z,T), DVS(x,y,z,T) are the

coefficients of volumetric and surficial diffusions of interstitials and vacancies, respectively; terms $V_2(x,y,z,t)$ and $I_2(x,y,z,t)$ correspond to generation of divacancies and diinterstitials, respectively (see, for example, [24] and appropriate references in this book); $kI,V(x,y,z,T)$, $kI,I(x,y,z,T)$ and $kV,V(x,y,z,T)$ are the parameters of recombination of point radiation defects and generation of their complexes.

Spatio-temporal distributions of divacancies $\Phi_V(x,y,z,t)$ and diinterstitials $\Phi_I(x,y,z,t)$ could be determined by solving the following system of equations [20,23,24]

$$\begin{aligned} \frac{\partial \Phi_I(x,y,z,t)}{\partial t} = & \frac{\partial}{\partial x} \left[D_{\Phi_I}(x,y,z,T) \frac{\partial \Phi_I(x,y,z,t)}{\partial x} \right] + \frac{\partial}{\partial y} \left[D_{\Phi_I}(x,y,z,T) \frac{\partial \Phi_I(x,y,z,t)}{\partial y} \right] + \\ & + \frac{\partial}{\partial z} \left[D_{\Phi_I}(x,y,z,T) \frac{\partial \Phi_I(x,y,z,t)}{\partial z} \right] + \Omega \frac{\partial}{\partial x} \left[\frac{D_{\Phi_I S}}{kT} \nabla_s \mu_1(x,y,z,t) \int_0^{L_z} \Phi_I(x,y,W,t) dW \right] + \\ & + \Omega \frac{\partial}{\partial y} \left[\frac{D_{\Phi_I S}}{kT} \nabla_s \mu_1(x,y,z,t) \int_0^{L_z} \Phi_I(x,y,W,t) dW \right] + k_{I,I}(x,y,z,T) I^2(x,y,z,t) + k_I(x,y,z,T) I(x,y,z,t) \end{aligned} \quad (5)$$

$$\begin{aligned} \frac{\partial \Phi_V(x,y,z,t)}{\partial t} = & \frac{\partial}{\partial x} \left[D_{\Phi_V}(x,y,z,T) \frac{\partial \Phi_V(x,y,z,t)}{\partial x} \right] + \frac{\partial}{\partial y} \left[D_{\Phi_V}(x,y,z,T) \frac{\partial \Phi_V(x,y,z,t)}{\partial y} \right] + \\ & + \frac{\partial}{\partial z} \left[D_{\Phi_V}(x,y,z,T) \frac{\partial \Phi_V(x,y,z,t)}{\partial z} \right] + \Omega \frac{\partial}{\partial x} \left[\frac{D_{\Phi_V S}}{kT} \nabla_s \mu_1(x,y,z,t) \int_0^{L_z} \Phi_V(x,y,W,t) dW \right] + \\ & + \Omega \frac{\partial}{\partial y} \left[\frac{D_{\Phi_V S}}{kT} \nabla_s \mu_1(x,y,z,t) \int_0^{L_z} \Phi_V(x,y,W,t) dW \right] + k_{V,V}(x,y,z,T) V^2(x,y,z,t) + k_V(x,y,z,T) V(x,y,z,t) \end{aligned}$$

With boundary and initial conditions

$$\begin{aligned} \left. \frac{\partial \Phi_I(x,y,z,t)}{\partial x} \right|_{x=0} = 0, \quad \left. \frac{\partial \Phi_I(x,y,z,t)}{\partial x} \right|_{x=L_x} = 0, \quad \left. \frac{\partial \Phi_I(x,y,z,t)}{\partial y} \right|_{y=0} = 0, \quad \left. \frac{\partial \Phi_I(x,y,z,t)}{\partial y} \right|_{y=L_y} = 0, \\ \left. \frac{\partial \Phi_I(x,y,z,t)}{\partial z} \right|_{z=0} = 0, \quad \left. \frac{\partial \Phi_I(x,y,z,t)}{\partial z} \right|_{z=L_z} = 0, \quad \left. \frac{\partial \Phi_V(x,y,z,t)}{\partial x} \right|_{x=0} = 0, \quad \left. \frac{\partial \Phi_V(x,y,z,t)}{\partial x} \right|_{x=L_x} = 0, \\ \left. \frac{\partial \Phi_V(x,y,z,t)}{\partial y} \right|_{y=0} = 0, \quad \left. \frac{\partial \Phi_V(x,y,z,t)}{\partial y} \right|_{y=L_y} = 0, \quad \left. \frac{\partial \Phi_V(x,y,z,t)}{\partial z} \right|_{z=0} = 0, \quad \left. \frac{\partial \Phi_V(x,y,z,t)}{\partial z} \right|_{z=L_z} = 0, \end{aligned} \quad (6)$$

$$\Phi_I(x,y,z,0) = f_{\Phi_I}(x,y,z), \quad \Phi_V(x,y,z,0) = f_{\Phi_V}(x,y,z).$$

Here $D\Phi_I(x,y,z,T)$, $D\Phi_V(x,y,z,T)$, $D\Phi_{IS}(x,y,z,T)$ and $D\Phi_{VS}(x,y,z,T)$ are the coefficients of volumetric and surficial diffusions of complexes of radiation defects; $kI(x,y,z,T)$ and $kV(x,y,z,T)$ are the parameters of decay of complexes of radiation defects. Chemical potential μ_1 in Eq.(1) could be determine by the following relation [20]

$$\mu_1 = E(z) \Omega \sigma_{ij} [u_{ij}(x,y,z,t) + u_{ji}(x,y,z,t)] / 2, \quad (7)$$

where $E(z)$ is the Young modulus, σ_{ij} is the stress tensor; $u_{ij} = \frac{1}{2} \left(\frac{\partial u_i}{\partial x_j} + \frac{\partial u_j}{\partial x_i} \right)$ is the deformation tensor; u_i, u_j are the components $u_x(x,y,z,t)$, $u_y(x,y,z,t)$ and $u_z(x,y,z,t)$ of the displacement vector $\vec{u}(x,y,z,t)$; x_i, x_j are the coordinate x, y, z . The Eq. (3) could be transform to the following form

$$\begin{aligned} \mu(x,y,z,t) = E(z) \frac{\Omega}{2} \left[\frac{\partial u_i(x,y,z,t)}{\partial x_j} + \frac{\partial u_j(x,y,z,t)}{\partial x_i} \right] \left\{ \frac{1}{2} \left[\frac{\partial u_i(x,y,z,t)}{\partial x_j} + \frac{\partial u_j(x,y,z,t)}{\partial x_i} \right] - \varepsilon_0 \delta_{ij} + \right. \\ \left. + \frac{\sigma(z) \delta_{ij}}{1 - 2\sigma(z)} \left[\frac{\partial u_k(x,y,z,t)}{\partial x_k} - 3\varepsilon_0 \right] - K(z) \beta(z) [T(x,y,z,t) - T_0] \delta_{ij} \right\}, \end{aligned}$$

Where σ is Poisson coefficient; $\epsilon_0 = (a_s - a_{EL})/a_{EL}$ is the mismatch parameter; a_s, a_{EL} are lattice distances of the substrate and the epitaxial layer; K is the modulus of uniform compression; β is the coefficient of thermal expansion; T_r is the equilibrium temperature, which coincide (for our case) with room temperature. Components of displacement vector could be obtained by solution of the following equations [25]

$$\begin{cases} \rho(z) \frac{\partial^2 u_x(x, y, z, t)}{\partial t^2} = \frac{\partial \sigma_{xx}(x, y, z, t)}{\partial x} + \frac{\partial \sigma_{xy}(x, y, z, t)}{\partial y} + \frac{\partial \sigma_{xz}(x, y, z, t)}{\partial z} \\ \rho(z) \frac{\partial^2 u_y(x, y, z, t)}{\partial t^2} = \frac{\partial \sigma_{yx}(x, y, z, t)}{\partial x} + \frac{\partial \sigma_{yy}(x, y, z, t)}{\partial y} + \frac{\partial \sigma_{yz}(x, y, z, t)}{\partial z} \\ \rho(z) \frac{\partial^2 u_z(x, y, z, t)}{\partial t^2} = \frac{\partial \sigma_{zx}(x, y, z, t)}{\partial x} + \frac{\partial \sigma_{zy}(x, y, z, t)}{\partial y} + \frac{\partial \sigma_{zz}(x, y, z, t)}{\partial z} \end{cases}$$

where

$$\sigma_{ij} = \frac{E(z)}{2[1 + \sigma(z)]} \left[\frac{\partial u_i(x, y, z, t)}{\partial x_j} + \frac{\partial u_j(x, y, z, t)}{\partial x_i} - \frac{\delta_{ij}}{3} \frac{\partial u_k(x, y, z, t)}{\partial x_k} \right] + K(z) \delta_{ij} \frac{\partial u_k(x, y, z, t)}{\partial x_k} - \beta(z) K(z) \times$$

$\times [T(x, y, z, t) - T_r] \times [T(x, y, z, t) - T_r]$, $\rho(z)$ is the density of materials of hetero structure, δ_{ij} is the Kronecker symbol. With account the relation for σ_{ij} last system of equation could be written as

$$\begin{aligned} \rho(z) \frac{\partial^2 u_x(x, y, z, t)}{\partial t^2} &= \left\{ K(z) + \frac{5E(z)}{6[1 + \sigma(z)]} \right\} \frac{\partial^2 u_x(x, y, z, t)}{\partial x^2} + \left\{ K(z) - \frac{E(z)}{3[1 + \sigma(z)]} \right\} \frac{\partial^2 u_y(x, y, z, t)}{\partial x \partial y} + \frac{E(z)}{2[1 + \sigma(z)]} \times \\ &\times \left[\frac{\partial^2 u_y(x, y, z, t)}{\partial y^2} + \frac{\partial^2 u_z(x, y, z, t)}{\partial z^2} \right] + \left[K(z) + \frac{E(z)}{3[1 + \sigma(z)]} \right] \frac{\partial^2 u_z(x, y, z, t)}{\partial x \partial z} - K(z) \beta(z) \frac{\partial T(x, y, z, t)}{\partial x} \\ \rho(z) \frac{\partial^2 u_y(x, y, z, t)}{\partial t^2} &= \frac{E(z)}{2[1 + \sigma(z)]} \left[\frac{\partial^2 u_y(x, y, z, t)}{\partial x^2} + \frac{\partial^2 u_x(x, y, z, t)}{\partial x \partial y} \right] - K(z) \beta(z) \frac{\partial T(x, y, z, t)}{\partial y} + \frac{\partial^2 u_y(x, y, z, t)}{\partial y^2} \times \\ &\times \left\{ \frac{5E(z)}{12[1 + \sigma(z)]} + K(z) \right\} + \frac{\partial}{\partial z} \left\{ \frac{E(z)}{2[1 + \sigma(z)]} \left[\frac{\partial u_x(x, y, z, t)}{\partial z} + \frac{\partial u_z(x, y, z, t)}{\partial y} \right] \right\} + K(z) \frac{\partial^2 u_y(x, y, z, t)}{\partial x \partial y} + \quad (8) \\ &+ \left\{ K(z) - \frac{E(z)}{6[1 + \sigma(z)]} \right\} \frac{\partial^2 u_y(x, y, z, t)}{\partial y \partial z} \end{aligned}$$

$$\begin{aligned} \rho(z) \frac{\partial^2 u_z(x, y, z, t)}{\partial t^2} &= \frac{E(z)}{2[1 + \sigma(z)]} \left[\frac{\partial^2 u_z(x, y, z, t)}{\partial x^2} + \frac{\partial^2 u_x(x, y, z, t)}{\partial y^2} + \frac{\partial^2 u_x(x, y, z, t)}{\partial x \partial z} + \frac{\partial^2 u_y(x, y, z, t)}{\partial y \partial z} \right] + \\ &+ \frac{\partial}{\partial z} \left\{ K(z) \left[\frac{\partial u_x(x, y, z, t)}{\partial x} + \frac{\partial u_y(x, y, z, t)}{\partial y} + \frac{\partial u_x(x, y, z, t)}{\partial z} \right] \right\} - K(z) \beta(z) \frac{\partial T(x, y, z, t)}{\partial z} + \\ &+ \frac{1}{6} \frac{\partial}{\partial z} \left\{ \frac{E(z)}{1 + \sigma(z)} \left[6 \frac{\partial u_z(x, y, z, t)}{\partial z} - \frac{\partial u_x(x, y, z, t)}{\partial x} - \frac{\partial u_y(x, y, z, t)}{\partial y} - \frac{\partial u_z(x, y, z, t)}{\partial z} \right] \right\}. \end{aligned}$$

Conditions for the system of Eq. (8) could be written in the form

$$\begin{aligned} \frac{\partial \bar{u}(0, y, z, t)}{\partial x} = 0; \quad \frac{\partial \bar{u}(L_x, y, z, t)}{\partial x} = 0; \quad \frac{\partial \bar{u}(x, 0, z, t)}{\partial y} = 0; \quad \frac{\partial \bar{u}(x, L_y, z, t)}{\partial y} = 0; \\ \frac{\partial \bar{u}(x, y, 0, t)}{\partial z} = 0; \quad \frac{\partial \bar{u}(x, y, L_z, t)}{\partial z} = 0; \quad \bar{u}(x, y, z, 0) = \bar{u}_0; \quad \bar{u}(x, y, z, \infty) = \bar{u}_0. \end{aligned}$$

We determine spatio-temporal distributions of concentrations of dopant and radiation defects by solving the Eqs.(1), (3) and (5) framework standard method of averaging of function corrections [26]. Previously we transform the Eqs.(1), (3) and (5) to the following form with account initial distributions of the considered concentrations

$$\frac{\partial C(x, y, z, t)}{\partial t} = \frac{\partial}{\partial x} \left[D \frac{\partial C(x, y, z, t)}{\partial x} \right] + \frac{\partial}{\partial y} \left[D \frac{\partial C(x, y, z, t)}{\partial y} \right] + \frac{\partial}{\partial z} \left[D \frac{\partial C(x, y, z, t)}{\partial z} \right] + f_c(x, y, z) \delta(t) + \quad (1a)$$

$$\begin{aligned}
 & + \Omega \frac{\partial}{\partial x} \left[\frac{D_s}{kT} \nabla_s \mu(x, y, z, t) \int_0^{L_z} C(x, y, W, t) dW \right] + \Omega \frac{\partial}{\partial y} \left[\frac{D_s}{kT} \nabla_s \mu(x, y, z, t) \int_0^{L_z} C(x, y, W, t) dW \right] \\
 \frac{\partial I(x, y, z, t)}{\partial t} & = \frac{\partial}{\partial x} \left[D_I(x, y, z, T) \frac{\partial I(x, y, z, t)}{\partial x} \right] + \frac{\partial}{\partial y} \left[D_I(x, y, z, T) \frac{\partial I(x, y, z, t)}{\partial y} \right] - k_{I,I}(x, y, z, T) I^2(x, y, z, t) + \\
 & + \frac{\partial}{\partial z} \left[D_I(x, y, z, T) \frac{\partial I(x, y, z, t)}{\partial z} \right] + \Omega \frac{\partial}{\partial x} \left[\frac{D_{IS}}{kT} \nabla_s \mu_1(x, y, z, t) \int_0^{L_z} I(x, y, W, t) dW \right] + f_I(x, y, z) \delta(t) + \\
 & + \frac{\partial}{\partial z} \left[D_I(x, y, z, T) \frac{\partial I(x, y, z, t)}{\partial z} \right] + \Omega \frac{\partial}{\partial x} \left[\frac{D_{IS}}{kT} \nabla_s \mu_1(x, y, z, t) \int_0^{L_z} I(x, y, W, t) dW \right] + f_I(x, y, z) \delta(t) + \quad (3a)
 \end{aligned}$$

$$\begin{aligned}
 \frac{\partial V(x, y, z, t)}{\partial t} & = \frac{\partial}{\partial x} \left[D_V(x, y, z, T) \frac{\partial V(x, y, z, t)}{\partial x} \right] + \frac{\partial}{\partial y} \left[D_V(x, y, z, T) \frac{\partial V(x, y, z, t)}{\partial y} \right] - k_{I,I}(x, y, z, T) I^2(x, y, z, t) + \\
 & + \frac{\partial}{\partial z} \left[D_V(x, y, z, T) \frac{\partial V(x, y, z, t)}{\partial z} \right] + \Omega \frac{\partial}{\partial x} \left[\frac{D_{VS}}{kT} \nabla_s \mu_1(x, y, z, t) \int_0^{L_z} V(x, y, W, t) dW \right] + f_V(x, y, z) \delta(t) + \\
 & + \Omega \frac{\partial}{\partial y} \left[\frac{D_{IS}}{kT} \nabla_s \mu_1(x, y, z, t) \int_0^{L_z} I(x, y, W, t) dW \right] - k_{I,V}(x, y, z, T) I(x, y, z, t) V(x, y, z, t)
 \end{aligned}$$

$$\begin{aligned}
 \frac{\partial \Phi_I(x, y, z, t)}{\partial t} & = \frac{\partial}{\partial x} \left[D_{\Phi_I}(x, y, z, T) \frac{\partial \Phi_I(x, y, z, t)}{\partial x} \right] + \frac{\partial}{\partial y} \left[D_{\Phi_I}(x, y, z, T) \frac{\partial \Phi_I(x, y, z, t)}{\partial y} \right] + k_{I,I}(x, y, z, T) I^2(x, y, z, t) + \\
 & + \frac{\partial}{\partial z} \left[D_{\Phi_I}(x, y, z, T) \frac{\partial \Phi_I(x, y, z, t)}{\partial z} \right] + \Omega \frac{\partial}{\partial x} \left[\frac{D_{\Phi IS}}{kT} \nabla_s \mu_1(x, y, z, t) \int_0^{L_z} \Phi_I(x, y, W, t) dW \right] + \\
 & + \Omega \frac{\partial}{\partial y} \left[\frac{D_{\Phi IS}}{kT} \nabla_s \mu_1(x, y, z, t) \int_0^{L_z} \Phi_I(x, y, W, t) dW \right] + k_I(x, y, z, T) I(x, y, z, t) + f_{\Phi_I}(x, y, z) \delta(t) \quad (5a)
 \end{aligned}$$

$$\begin{aligned}
 \frac{\partial \Phi_V(x, y, z, t)}{\partial t} & = \frac{\partial}{\partial x} \left[D_{\Phi_V}(x, y, z, T) \frac{\partial \Phi_V(x, y, z, t)}{\partial x} \right] + \frac{\partial}{\partial y} \left[D_{\Phi_V}(x, y, z, T) \frac{\partial \Phi_V(x, y, z, t)}{\partial y} \right] + k_I(x, y, z, T) I(x, y, z, t) + \\
 & + \frac{\partial}{\partial z} \left[D_{\Phi_V}(x, y, z, T) \frac{\partial \Phi_V(x, y, z, t)}{\partial z} \right] + \Omega \frac{\partial}{\partial x} \left[\frac{D_{\Phi VS}}{kT} \nabla_s \mu_1(x, y, z, t) \int_0^{L_z} \Phi_V(x, y, W, t) dW \right] + \\
 & + \Omega \frac{\partial}{\partial y} \left[\frac{D_{\Phi VS}}{kT} \nabla_s \mu_1(x, y, z, t) \int_0^{L_z} \Phi_V(x, y, W, t) dW \right] + k_{V,V}(x, y, z, T) V^2(x, y, z, t) + f_{\Phi_V}(x, y, z) \delta(t) \cdot
 \end{aligned}$$

Farther we replace concentrations of dopant and radiation defects in right sides of Eqs. (1a), (3a) and (5a) on their not yet known average values $\alpha_1 \rho$. In this situation we obtain equations for the first-order approximations of the required concentrations in the following form

$$\frac{\partial C_1(x, y, z, t)}{\partial t} = \alpha_{1C} \Omega \frac{\partial}{\partial x} \left[z \frac{D_s}{kT} \nabla_s \mu_1(x, y, z, t) \right] + \alpha_{1C} \Omega \frac{\partial}{\partial y} \left[z \frac{D_s}{kT} \nabla_s \mu_1(x, y, z, t) \right] + f_C(x, y, z) \delta(t) \quad (1b)$$

$$\begin{aligned}
 \frac{\partial I_1(x, y, z, t)}{\partial t} & = \alpha_{1I} z \Omega \frac{\partial}{\partial x} \left[\frac{D_{IS}}{kT} \nabla_s \mu(x, y, z, t) \right] + \alpha_{1I} \Omega \frac{\partial}{\partial y} \left[z \frac{D_{IS}}{kT} \nabla_s \mu(x, y, z, t) \right] - \alpha_{1I}^2 k_{I,I}(x, y, z, T) - \\
 & - \alpha_{1I} \alpha_{1V} k_{I,V}(x, y, z, T) + f_I(x, y, z) \delta(t) \quad (3b)
 \end{aligned}$$

$$\begin{aligned}
 \frac{\partial V_1(x, y, z, t)}{\partial t} & = \alpha_{1V} z \Omega \frac{\partial}{\partial x} \left[\frac{D_{VS}}{kT} \nabla_s \mu_1(x, y, z, t) \right] + \alpha_{1V} \Omega \frac{\partial}{\partial y} \left[z \frac{D_{VS}}{kT} \nabla_s \mu_1(x, y, z, t) \right] - \alpha_{1I} \alpha_{1V} k_{I,V}(x, y, z, T) - \\
 & - \alpha_{1V}^2 k_{V,V}(x, y, z, T) + f_V(x, y, z) \delta(t)
 \end{aligned}$$

$$\begin{aligned}
 \frac{\partial \Phi_{1I}(x, y, z, t)}{\partial t} & = \alpha_{1\Phi_I} z \Omega \frac{\partial}{\partial x} \left[\frac{D_{\Phi IS}}{kT} \nabla_s \mu_1(x, y, z, t) \right] + \alpha_{1\Phi_I} z \Omega \frac{\partial}{\partial y} \left[\frac{D_{\Phi IS}}{kT} \nabla_s \mu_1(x, y, z, t) \right] + f_{\Phi_I}(x, y, z) \delta(t) + \\
 & + k_I(x, y, z, T) I(x, y, z, t) + k_{I,I}(x, y, z, T) I^2(x, y, z, t) \quad (5b)
 \end{aligned}$$

$$\frac{\partial \Phi_{IV}(x, y, z, t)}{\partial t} = \alpha_{1\phi_V} z \Omega \frac{\partial}{\partial x} \left[\frac{D_{\phi_V S}}{kT} \nabla_s \mu_1(x, y, z, t) \right] + \alpha_{1\phi_V} z \Omega \frac{\partial}{\partial y} \left[\frac{D_{\phi_V S}}{kT} \nabla_s \mu_1(x, y, z, t) \right] + f_{\phi_V}(x, y, z) \delta(t) + k_{V,V}(x, y, z, T) V(x, y, z, t) + k_{V,V}(x, y, z, T) V^2(x, y, z, t).$$

Integration of the left and right sides of the Eqs. (1b), (3b) and (5b) on time gives us possibility to obtain relations for above approximation in the final form

$$C_1(x, y, z, t) = \frac{\partial}{\partial x_0} \int_0^t D_{sL}(x, y, z, T) \nabla_s \mu_1(x, y, z, \tau) \frac{z}{kT} \left[1 + \zeta_1 \frac{V(x, y, z, \tau)}{V^*} + \zeta_2 \frac{V^2(x, y, z, \tau)}{(V^*)^2} \right] \left[1 + \frac{\xi_s \alpha_{1c}'}{P^y(x, y, z, T)} \right] d\tau \times \\ \times \alpha_{1I} \Omega + \frac{\partial}{\partial y_0} \int_0^t D_{sL}(x, y, z, T) \nabla_s \mu_1(x, y, z, \tau) \frac{z}{kT} \left[1 + \zeta_1 \frac{V(x, y, z, \tau)}{V^*} + \zeta_2 \frac{V^2(x, y, z, \tau)}{(V^*)^2} \right] \left[1 + \frac{\xi_s \alpha_{1c}'}{P^y(x, y, z, T)} \right] d\tau \times \\ \times \alpha_{1I} \Omega + \frac{\partial}{\partial y_0} \int_0^t D_{sL}(x, y, z, T) \nabla_s \mu_1(x, y, z, \tau) \frac{z}{kT} \left[1 + \zeta_1 \frac{V(x, y, z, \tau)}{V^*} + \zeta_2 \frac{V^2(x, y, z, \tau)}{(V^*)^2} \right] \left[1 + \frac{\xi_s \alpha_{1c}'}{P^y(x, y, z, T)} \right] d\tau \times \\ \times \alpha_{1I} \Omega + f_c(x, y, z) \quad (1c)$$

$$I_1(x, y, z, t) = \alpha_{1I} z \Omega \frac{\partial}{\partial x_0} \int_0^t \frac{D_{IS}}{kT} \nabla_s \mu_1(x, y, z, \tau) d\tau + \alpha_{1I} z \Omega \frac{\partial}{\partial y_0} \int_0^t \frac{D_{IS}}{kT} \nabla_s \mu_1(x, y, z, \tau) d\tau + \\ + f_I(x, y, z) - \alpha_{1I}^2 \int_0^t k_{I,I}(x, y, z, T) d\tau - \alpha_{1I} \alpha_{1V} \int_0^t k_{I,V}(x, y, z, T) d\tau \quad (3c)$$

$$V_1(x, y, z, t) = \alpha_{1V} z \Omega \frac{\partial}{\partial x_0} \int_0^t \frac{D_{IS}}{kT} \nabla_s \mu_1(x, y, z, \tau) d\tau + \alpha_{1V} z \Omega \frac{\partial}{\partial y_0} \int_0^t \frac{D_{IS}}{kT} \nabla_s \mu_1(x, y, z, \tau) d\tau + \\ + f_V(x, y, z) - \alpha_{1V}^2 \int_0^t k_{V,V}(x, y, z, T) d\tau - \alpha_{1I} \alpha_{1V} \int_0^t k_{I,V}(x, y, z, T) d\tau$$

$$\Phi_{1I}(x, y, z, t) = \alpha_{1\phi_I} z \Omega \frac{\partial}{\partial x_0} \int_0^t \frac{D_{\phi_I S}}{kT} \nabla_s \mu_1(x, y, z, \tau) d\tau + \alpha_{1\phi_I} z \Omega \frac{\partial}{\partial x_0} \int_0^t \frac{D_{\phi_I S}}{kT} \nabla_s \mu_1(x, y, z, \tau) d\tau + f_{\phi_I}(x, y, z) + \\ + \int_0^t k_I(x, y, z, T) I(x, y, z, \tau) d\tau + \int_0^t k_{I,I}(x, y, z, T) I^2(x, y, z, \tau) d\tau \quad (5c)$$

$$\Phi_{1V}(x, y, z, t) = \alpha_{1\phi_V} z \Omega \frac{\partial}{\partial x_0} \int_0^t \frac{D_{\phi_V S}}{kT} \nabla_s \mu_1(x, y, z, \tau) d\tau + \alpha_{1\phi_V} z \Omega \frac{\partial}{\partial x_0} \int_0^t \frac{D_{\phi_V S}}{kT} \nabla_s \mu_1(x, y, z, \tau) d\tau + f_{\phi_V}(x, y, z) + \\ + \int_0^t k_V(x, y, z, T) V(x, y, z, \tau) d\tau + \int_0^t k_{V,V}(x, y, z, T) V^2(x, y, z, \tau) d\tau.$$

We determine average values of the first-order approximations of concentrations of dopant and radiation defects by the following standard relation [26]

$$\alpha_{1\rho} = \frac{1}{\Theta L_x L_y L_z} \int_0^\Theta \int_0^{L_x} \int_0^{L_y} \int_0^{L_z} \rho_1(x, y, z, t) dz dy dx dt. \quad (9)$$

Substitution of the relations (1c), (3c) and (5c) into relation (9) gives us possibility to obtain required average values in the following form

$$\alpha_{1c} = \frac{1}{L_x L_y L_z} \int_0^\Theta \int_0^{L_x} \int_0^{L_y} \int_0^{L_z} f_c(x, y, z) dz dy dx, \quad \alpha_{1I} = \sqrt{\frac{(a_3 + A)^2}{4a_4^2} - 4 \left(B + \frac{\Theta a_3 B + \Theta^2 L_x L_y L_z a_1}{a_4} \right) - \frac{a_3 + A}{4a_4}}, \\ \alpha_{1V} = \frac{1}{S_{IV00}} \left[\frac{\Theta}{\alpha_{1I}} \int_0^\Theta \int_0^{L_x} \int_0^{L_y} \int_0^{L_z} f_I(x, y, z) dz dy dx - \alpha_{1I} S_{II00} - \Theta L_x L_y L_z \right],$$

where

$$S_{\rho\rho ij} = \int_0^\Theta (\Theta - t) \int_0^{L_x} \int_0^{L_y} \int_0^{L_z} k_{\rho,\rho}(x, y, z, T) I_1^i(x, y, z, t) V_1^j(x, y, z, t) dz dy dx dt, \quad a_4 = S_{II00} (S_{IV00}^2 - S_{II00} S_{VV00}),$$

$$a_3 = S_{IV00} S_{II00} + S_{IV00}^2 - S_{II00} S_{VV00},$$

$$\begin{aligned}
 a_2 &= S_{N00} S_{N00}^2 \int_0^{L_x} \int_0^{L_y} \int_0^{L_z} f_V(x, y, z) dz dy dx + 2 S_{V00} \int_0^{L_x} \int_0^{L_y} \int_0^{L_z} f_I(x, y, z) dz dy dx \times \\
 &\times S_{H00} + S_{N00} \Theta L_x^2 L_y^2 L_z^2 - \Theta L_x^2 L_y^2 L_z^2 S_{V00} - S_{N00}^2 \int_0^{L_x} \int_0^{L_y} \int_0^{L_z} f_I(x, y, z) dz dy dx, \\
 a_1 &= S_{N00} \int_0^{L_x} \int_0^{L_y} \int_0^{L_z} f_I(x, y, z) dz dy dx, \\
 a_0 &= S_{V00} \left[\int_0^{L_x} \int_0^{L_y} \int_0^{L_z} f_I(x, y, z) dz dy dx \right]^2, \quad A = \sqrt{8y + \Theta^2 \frac{a_3^2}{a_4^2} - 4\Theta \frac{a_2}{a_4}}, \quad B = \sqrt[3]{\sqrt{q^2 + p^3} - q} - \sqrt[3]{\sqrt{q^2 + p^3} + q} + \\
 &+ \frac{\Theta a_2}{6 a_4}, \quad q = \frac{\Theta^3 a_2}{24 a_4^2} \left(4a_0 - \Theta L_x L_y L_z \frac{a_1 a_3}{a_4} \right) - \Theta^2 \frac{a_0}{8 a_4^2} \left(4\Theta a_2 - \Theta^2 \frac{a_3^2}{a_4} \right) - L_x^2 L_y^2 L_z^2 \frac{\Theta^4 a_1^2}{8 a_4^2} - \frac{\Theta^3 a_2^3}{54 a_4^3}, \quad p = \frac{a_0 \Theta^2}{3 a_4} - \frac{a_2 \Theta}{18 a_4} - \\
 &- a_1 a_3 \Theta^3 L_x L_y L_z / 12 a_4^2,
 \end{aligned}$$

$$\begin{aligned}
 \alpha_{1\Phi_I} &= \frac{R_{I1}}{\Theta L_x L_y L_z} + \frac{S_{H20}}{\Theta L_x L_y L_z} + \frac{1}{L_x L_y L_z} \int_0^{L_x} \int_0^{L_y} \int_0^{L_z} f_{\Phi_I}(x, y, z) dz dy dx \\
 \alpha_{1\Phi_V} &= \frac{R_{V1}}{\Theta L_x L_y L_z} + \frac{S_{V20}}{\Theta L_x L_y L_z} + \frac{1}{L_x L_y L_z} \int_0^{L_x} \int_0^{L_y} \int_0^{L_z} f_{\Phi_V}(x, y, z) dz dy dx,
 \end{aligned}$$

where

$$R_{\rho_i} = \int_0^{\Theta} (\Theta - t) \int_0^{L_x} \int_0^{L_y} \int_0^{L_z} k_i(x, y, z, T) I_i^i(x, y, z, t) dz dy dx dt.$$

We determine approximations of the second and higher orders of concentrations of dopant and radiation defects framework standard iterative procedure of method of averaging of function corrections [26]. Framework this procedure to determine approximations of the n-th order of concentrations of dopant and radiation defects we replace the required concentrations in the Eqs. (1c), (3c), (5c) on the following sum $\alpha_{np} + p_{n-1}(x, y, z, t)$. The replacement leads to the following transformation of the appropriate equations

$$\begin{aligned}
 \frac{\partial C_2(x, y, z, t)}{\partial t} &= \frac{\partial}{\partial x} \left\{ \left[1 + \xi \frac{[\alpha_{2c} + C_1(x, y, z, t)]^{\gamma}}{P^{\gamma}(x, y, z, T)} \right] \left[1 + \varsigma_1 \frac{V(x, y, z, t)}{V^*} + \varsigma_2 \frac{V^2(x, y, z, t)}{(V^*)^2} \right] \frac{\partial C_1(x, y, z, t)}{\partial x} \times \right. \\
 &\times D_L(x, y, z, T) \left. \right) + \frac{\partial}{\partial y} \left\{ \left[1 + \varsigma_1 \frac{V(x, y, z, t)}{V^*} + \varsigma_2 \frac{V^2(x, y, z, t)}{(V^*)^2} \right] \left[1 + \xi \frac{[\alpha_{2c} + C_1(x, y, z, t)]^{\gamma}}{P^{\gamma}(x, y, z, T)} \right] \frac{\partial C_1(x, y, z, t)}{\partial y} \times \right. \\
 &\times D_L(x, y, z, T) \left. \right) + \frac{\partial}{\partial z} \left\{ \left[1 + \varsigma_1 \frac{V(x, y, z, t)}{V^*} + \varsigma_2 \frac{V^2(x, y, z, t)}{(V^*)^2} \right] \frac{\partial C_1(x, y, z, t)}{\partial z} \left[1 + \xi \frac{[\alpha_{2c} + C_1(x, y, z, t)]^{\gamma}}{P^{\gamma}(x, y, z, T)} \right] \times \right. \\
 &\times D_L(x, y, z, T) \left. \right) + f_c(x, y, z) \delta(t) + \Omega \frac{\partial}{\partial x} \left\{ \frac{D_s}{kT} \nabla_s \mu_1(x, y, z, t) \int_0^{L_z} [\alpha_{2c} + C(x, y, W, t)] dW \right\} + \\
 &+ \Omega \frac{\partial}{\partial y} \left\{ \frac{D_s}{kT} \nabla_s \mu_1(x, y, z, t) \int_0^{L_z} [\alpha_{2c} + C(x, y, W, t)] dW \right\} \quad (1d)
 \end{aligned}$$

$$\begin{aligned}
 \frac{\partial I_2(x, y, z, t)}{\partial t} &= \frac{\partial}{\partial x} \left[D_I(x, y, z, T) \frac{\partial I_1(x, y, z, t)}{\partial x} \right] + \frac{\partial}{\partial y} \left[D_I(x, y, z, T) \frac{\partial I_1(x, y, z, t)}{\partial y} \right] - [\alpha_{1i} + I_1(x, y, z, t)]^2 \times \\
 &\times k_{i,1}(x, y, z, T) + \frac{\partial}{\partial z} \left[D_I(x, y, z, T) \frac{\partial I_1(x, y, z, t)}{\partial z} \right] - k_{i,v}(x, y, z, T) [\alpha_{1i} + I_1(x, y, z, t)] [\alpha_{1v} + V_1(x, y, z, t)] + \\
 &+ \Omega \frac{\partial}{\partial x} \left\{ \frac{D_{IS}}{kT} \nabla_s \mu(x, y, z, t) \int_0^{L_z} [\alpha_{2i} + I_1(x, y, W, t)] dW \right\} + \Omega \frac{\partial}{\partial y} \left\{ \frac{D_{IS}}{kT} \nabla_s \mu(x, y, z, t) \int_0^{L_z} [\alpha_{2i} + I_1(x, y, W, t)] dW \right\} \quad (3d)
 \end{aligned}$$

$$\begin{aligned}
 \frac{\partial V_2(x, y, z, t)}{\partial t} &= \frac{\partial}{\partial x} \left[D_v(x, y, z, T) \frac{\partial V_1(x, y, z, t)}{\partial x} \right] + \frac{\partial}{\partial y} \left[D_v(x, y, z, T) \frac{\partial V_1(x, y, z, t)}{\partial y} \right] - [\alpha_{1v} + V_1(x, y, z, t)]^2 \times \\
 &\times k_{v,v}(x, y, z, T) + \frac{\partial}{\partial z} \left[D_v(x, y, z, T) \frac{\partial V_1(x, y, z, t)}{\partial z} \right] - k_{l,v}(x, y, z, T) [\alpha_{1l} + I_1(x, y, z, t)] [\alpha_{1v} + V_1(x, y, z, t)] + \\
 &+ \Omega \frac{\partial}{\partial x} \left\{ \frac{D_{vs}}{kT} \nabla_s \mu(x, y, z, t) \int_0^{L_z} [\alpha_{2v} + V_1(x, y, W, t)] dW \right\} + \Omega \frac{\partial}{\partial y} \left\{ \frac{D_{vs}}{kT} \nabla_s \mu(x, y, z, t) \int_0^{L_z} [\alpha_{2v} + V_1(x, y, W, t)] dW \right\} \\
 \frac{\partial \Phi_{2l}(x, y, z, t)}{\partial t} &= \frac{\partial}{\partial x} \left[D_{\Phi_l}(x, y, z, T) \frac{\partial \Phi_{1l}(x, y, z, t)}{\partial x} \right] + \frac{\partial}{\partial y} \left[D_{\Phi_l}(x, y, z, T) \frac{\partial \Phi_{1l}(x, y, z, t)}{\partial y} \right] + k_{l,l}(x, y, z, T) I^2(x, y, z, t) + \\
 &+ \frac{\partial}{\partial z} \left[D_{\Phi_l}(x, y, z, T) \frac{\partial \Phi_{1l}(x, y, z, t)}{\partial z} \right] + \Omega \frac{\partial}{\partial x} \left\{ \frac{D_{\Phi_{lS}}}{kT} \nabla_s \mu(x, y, z, t) \int_0^{L_z} [\alpha_{2\Phi_l} + \Phi_{1l}(x, y, W, t)] dW \right\} + f_{\Phi_l}(x, y, z) \delta(t) + \\
 &+ \Omega \frac{\partial}{\partial y} \left\{ \frac{D_{\Phi_{lS}}}{kT} \nabla_s \mu(x, y, z, t) \int_0^{L_z} [\alpha_{2\Phi_l} + \Phi_{1l}(x, y, W, t)] dW \right\} + k_l(x, y, z, T) I(x, y, z, t) \quad (5d) \\
 \frac{\partial \Phi_{2v}(x, y, z, t)}{\partial t} &= \frac{\partial}{\partial x} \left[D_{\Phi_v}(x, y, z, T) \frac{\partial \Phi_{1v}(x, y, z, t)}{\partial x} \right] + \frac{\partial}{\partial y} \left[D_{\Phi_v}(x, y, z, T) \frac{\partial \Phi_{1v}(x, y, z, t)}{\partial y} \right] + k_{v,v}(x, y, z, T) V^2(x, y, z, t) + \\
 &+ \frac{\partial}{\partial z} \left[D_{\Phi_v}(x, y, z, T) \frac{\partial \Phi_{1v}(x, y, z, t)}{\partial z} \right] + \Omega \frac{\partial}{\partial x} \left\{ \frac{D_{\Phi_{vS}}}{kT} \nabla_s \mu(x, y, z, t) \int_0^{L_z} [\alpha_{2\Phi_v} + \Phi_{1v}(x, y, W, t)] dW \right\} + f_{\Phi_v}(x, y, z) \delta(t) + \\
 &+ \Omega \frac{\partial}{\partial y} \left\{ \frac{D_{\Phi_{vS}}}{kT} \nabla_s \mu(x, y, z, t) \int_0^{L_z} [\alpha_{2\Phi_v} + \Phi_{1v}(x, y, W, t)] dW \right\} + k_l(x, y, z, T) I(x, y, z, t).
 \end{aligned}$$

Integration of the left and the right sides of Eqs. (1d), (3d) and (5d) gives us possibility to obtain relations for the required concentrations in the final form

$$\begin{aligned}
 C_2(x, y, z, t) &= \frac{\partial}{\partial x} \int_0^t \left\{ 1 + \xi \frac{[\alpha_{2c} + C_1(x, y, z, \tau)]^\gamma}{P^\gamma(x, y, z, T)} \right\} \left[1 + \varsigma_1 \frac{V(x, y, z, \tau)}{V^*} + \varsigma_2 \frac{V^2(x, y, z, \tau)}{(V^*)^2} \right] \frac{\partial C_1(x, y, z, \tau)}{\partial x} \times \\
 &\times D_L(x, y, z, T) d\tau + \frac{\partial}{\partial y} \int_0^t D_L(x, y, z, T) \left[1 + \varsigma_1 \frac{V(x, y, z, \tau)}{V^*} + \varsigma_2 \frac{V^2(x, y, z, \tau)}{(V^*)^2} \right] \left\{ 1 + \xi \frac{[\alpha_{2c} + C_1(x, y, z, t)]^\gamma}{P^\gamma(x, y, z, T)} \right\} \times \\
 &\times \frac{\partial C_1(x, y, z, \tau)}{\partial y} d\tau + f_c(x, y, z) + \frac{\partial}{\partial z} \int_0^t \left[1 + \varsigma_1 \frac{V(x, y, z, \tau)}{V^*} + \varsigma_2 \frac{V^2(x, y, z, \tau)}{(V^*)^2} \right] \left\{ 1 + \xi \frac{[\alpha_{2c} + C_1(x, y, z, \tau)]^\gamma}{P^\gamma(x, y, z, T)} \right\} \times \\
 &\times D_L(x, y, z, T) \frac{\partial C_1(x, y, z, \tau)}{\partial z} d\tau + \Omega \frac{\partial}{\partial x} \int_0^{L_z} \frac{D_s}{kT} \nabla_s \mu(x, y, z, \tau) \int_0^t [\alpha_{2c} + C_1(x, y, W, \tau)] dW d\tau + \\
 &+ \Omega \frac{\partial}{\partial y} \int_0^{L_z} \frac{D_s}{kT} \nabla_s \mu(x, y, z, \tau) \int_0^t [\alpha_{2c} + C_1(x, y, W, \tau)] dW d\tau \quad (1e) \\
 I_2(x, y, z, t) &= \frac{\partial}{\partial x} \int_0^t D_l(x, y, z, T) \frac{\partial I_1(x, y, z, \tau)}{\partial x} d\tau + \frac{\partial}{\partial y} \int_0^t D_l(x, y, z, T) \frac{\partial I_1(x, y, z, \tau)}{\partial y} d\tau + \frac{\partial}{\partial z} \int_0^t D_l(x, y, z, T) \times \\
 &\times \frac{\partial I_1(x, y, z, \tau)}{\partial z} d\tau - \int_0^t k_{l,v}(x, y, z, T) [\alpha_{2l} + I_1(x, y, z, \tau)] [\alpha_{2v} + V_1(x, y, z, \tau)] d\tau - \int_0^t [\alpha_{2l} + I_1(x, y, z, \tau)]^2 \times \\
 &\times k_{l,l}(x, y, z, T) d\tau + \Omega \frac{\partial}{\partial x} \int_0^{L_z} \nabla_s \mu(x, y, z, \tau) \frac{D_B}{kT} \int_0^t [\alpha_{2l} + I_1(x, y, W, \tau)] dW d\tau + \Omega \frac{\partial}{\partial y} \int_0^{L_z} \frac{D_B}{kT} \int_0^t [\alpha_{2l} + I_1(x, y, W, \tau)] \times \\
 &\times \nabla_s \mu(x, y, z, \tau) dW d\tau \quad (3e) \\
 V_2(x, y, z, t) &= \frac{\partial}{\partial x} \int_0^t D_v(x, y, z, T) \frac{\partial V_1(x, y, z, \tau)}{\partial x} d\tau + \frac{\partial}{\partial y} \int_0^t D_v(x, y, z, T) \frac{\partial V_1(x, y, z, \tau)}{\partial y} d\tau + \frac{\partial}{\partial z} \int_0^t \frac{\partial V_1(x, y, z, \tau)}{\partial z} \times \\
 &\times D_v(x, y, z, T) d\tau - \int_0^t k_{l,v}(x, y, z, T) [\alpha_{2l} + I_1(x, y, z, \tau)] [\alpha_{2v} + V_1(x, y, z, \tau)] d\tau - \int_0^t [\alpha_{2v} + V_1(x, y, z, \tau)]^2 \times \\
 &\times k_{v,v}(x, y, z, T) d\tau + \Omega \frac{\partial}{\partial x} \int_0^{L_z} \nabla_s \mu(x, y, z, \tau) \frac{D_{vs}}{kT} \int_0^t [\alpha_{2v} + V_1(x, y, W, \tau)] dW d\tau + f_v(x, y, z) +
 \end{aligned}$$

$$\begin{aligned}
 & + \Omega \frac{\partial}{\partial y_0} \int \nabla_s \mu(x, y, z, \tau) \frac{D_{VS}}{kT} \int_0^{L_z} [\alpha_{2V} + V_1(x, y, W, \tau)] dW d\tau \\
 \Phi_{2I}(x, y, z, t) = & \frac{\partial}{\partial x_0} \int D_{\Phi_I}(x, y, z, T) \frac{\partial \Phi_{1I}(x, y, z, \tau)}{\partial x} d\tau + \frac{\partial}{\partial y_0} \int D_{\Phi_I}(x, y, z, T) \frac{\partial \Phi_{1I}(x, y, z, \tau)}{\partial y} d\tau + f_{\Phi_I}(x, y, z) + \\
 & + \frac{\partial}{\partial z_0} \int D_{\Phi_I}(x, y, z, T) \frac{\partial \Phi_{1I}(x, y, z, \tau)}{\partial z} d\tau + \Omega \frac{\partial}{\partial x_0} \int \nabla_s \mu(x, y, z, \tau) \frac{D_{\Phi_I S}}{kT} \int_0^{L_z} [\alpha_{2\Phi_I} + \Phi_{1I}(x, y, W, \tau)] dW d\tau + \\
 & + \Omega \frac{\partial}{\partial y_0} \int \frac{D_{\Phi_I S}}{kT} \nabla_s \mu(x, y, z, \tau) \int_0^{L_z} [\alpha_{2\Phi_I} + \Phi_{1I}(x, y, W, \tau)] dW d\tau + \int_0^I k_{I,I}(x, y, z, T) I^2(x, y, z, \tau) d\tau + \\
 & + \int_0^I k_I(x, y, z, T) I(x, y, z, \tau) d\tau \tag{5e} \\
 \Phi_{2V}(x, y, z, t) = & \frac{\partial}{\partial x_0} \int D_{\Phi_V}(x, y, z, T) \frac{\partial \Phi_{1V}(x, y, z, \tau)}{\partial x} d\tau + \frac{\partial}{\partial y_0} \int D_{\Phi_V}(x, y, z, T) \frac{\partial \Phi_{1V}(x, y, z, \tau)}{\partial y} d\tau + f_{\Phi_V}(x, y, z) + \\
 & + \frac{\partial}{\partial z_0} \int D_{\Phi_V}(x, y, z, T) \frac{\partial \Phi_{1V}(x, y, z, \tau)}{\partial z} d\tau + \Omega \frac{\partial}{\partial x_0} \int \nabla_s \mu(x, y, z, \tau) \frac{D_{\Phi_V S}}{kT} \int_0^{L_z} [\alpha_{2\Phi_V} + \Phi_{1V}(x, y, W, \tau)] dW d\tau + \\
 & + \Omega \frac{\partial}{\partial y_0} \int \frac{D_{\Phi_V S}}{kT} \nabla_s \mu(x, y, z, \tau) \int_0^{L_z} [\alpha_{2\Phi_V} + \Phi_{1V}(x, y, W, \tau)] dW d\tau + \int_0^I k_{V,V}(x, y, z, T) V^2(x, y, z, \tau) d\tau + \\
 & + \int_0^I k_V(x, y, z, T) V(x, y, z, \tau) d\tau .
 \end{aligned}$$

Average values of the second-order approximations of required approximations by using the following standard relation [26]

$$\alpha_{2\rho} = \frac{1}{\Theta L_x L_y L_z} \int \int \int [\rho_2(x, y, z, t) - \rho_1(x, y, z, t)] dz dy dx dt . \tag{10}$$

Substitution of the relations (1e), (3e), (5e) into relation (10) gives us possibility to obtain relations for required average values α_{2p}

$$\begin{aligned}
 \alpha_{2C}=0, \alpha_{2\Phi I}=0, \alpha_{2\Phi V}=0, \alpha_{2V} = & \sqrt{\frac{(b_3 + E)^2}{4b_4^2} - 4 \left(F + \frac{\Theta a_3 F + \Theta^2 L_x L_y L_z b_1}{b_4} \right)} - \frac{b_3 + E}{4b_4} , \\
 \alpha_{2I} = & \frac{C_V - \alpha_{2V}^2 S_{VV00} - \alpha_{2V} (2S_{VW01} + S_{IV10} + \Theta L_x L_y L_z) - S_{VV02} - S_{IV11}}{S_{NV01} + \alpha_{2V} S_{NV00}} ,
 \end{aligned}$$

Where

$$\begin{aligned}
 b_4 = & \frac{1}{\Theta L_x L_y L_z} S_{NV00}^2 S_{VV00} - \frac{1}{\Theta L_x L_y L_z} S_{VV00}^2 S_{H00} , \\
 b_3 = & - \frac{S_{H00} S_{VV00}}{\Theta L_x L_y L_z} (2S_{VW01} + S_{NV10} + \Theta L_x L_y L_z) + \frac{S_{NV00} S_{VV00}}{\Theta L_x L_y L_z} \times \\
 & \times (S_{NV01} + 2S_{H10} + S_{NV01} + \Theta L_x L_y L_z) + S_{NV00}^2 \frac{2S_{VW01} + S_{NV10} + \Theta L_x L_y L_z}{\Theta L_x L_y L_z} - \frac{S_{NV00}^2 S_{NV10}}{\Theta^3 L_x^3 L_y^3 L_z^3} , \\
 b_2 = & \frac{S_{H00} S_{VV00}}{\Theta L_x L_y L_z} (S_{VV02} + S_{NV11} + C_V) - \\
 & - (S_{NV10} - 2S_{VW01} + \Theta L_x L_y L_z)^2 + \frac{S_{NV01} S_{VV00}}{\Theta L_x L_y L_z} (\Theta L_x L_y L_z + 2S_{H10} + S_{NV01}) + \frac{S_{NV00}}{\Theta L_x L_y L_z} (S_{NV01} + 2S_{H10} + 2S_{NV01} + \Theta L_x L_y \times \\
 & \times L_z) (2S_{VW01} + \Theta L_x L_y L_z + S_{NV10}) - S_{NV00}^2 \frac{C_V - S_{VV02} - S_{NV11}}{\Theta L_x L_y L_z} + \frac{C_I S_{NV00}^2}{\Theta^2 L_x^2 L_y^2 L_z^2} - 2S_{NV10} \frac{S_{NV00} S_{NV01}}{\Theta L_x L_y L_z} , \\
 b_1 = & \frac{S_{NV11} + S_{VV02} + C_V}{\Theta L_x L_y L_z} \times
 \end{aligned}$$

$$\begin{aligned} & \times S_{H00} (2S_{V01} + S_{N10} + \Theta L_x L_y L_z) + \frac{S_{N01}}{\Theta L_x L_y L_z} (\Theta L_x L_y L_z + 2S_{H10} + S_{N01}) (2S_{V01} + S_{N10} + \Theta L_y L_z) - \frac{S_{N10} S_{N01}^2}{\Theta L_x L_y L_z} - \frac{S_{N00}}{\Theta L_x} \times \\ & \times \frac{1}{L_y L_z} (3S_{N01} + 2S_{H10} + \Theta L_x L_y L_z) (C_V - S_{V02} - S_{N11}) + 2C_I S_{N00} S_{N01}, \\ & b_0 = \frac{S_{H00}}{\Theta L_x L_y L_z} (S_{N00} + S_{V02})^2 - \frac{S_{N01}}{\Theta L_x L_y L_z} \times \\ & \times (\Theta L_x L_y L_z + 2S_{H10} + S_{N01}) (C_V - S_{V02} - S_{N11}) + 2C_I S_{N01}^2 - S_{N01} (\Theta L_x L_y L_z + 2S_{H10} + S_{N01}) \frac{C_V - S_{V02} - S_{N11}}{\Theta L_x L_y L_z}, \\ & C_I = \frac{\alpha_{1I} \alpha_{1V}}{\Theta L_x L_y L_z} S_{N00} + \frac{\alpha_{1I}^2 S_{H00}}{\Theta L_x L_y L_z} - \frac{S_{H20} S_{H20}}{\Theta L_x L_y L_z} - \frac{S_{N11}}{\Theta L_x L_y L_z}, C_V = \alpha_{1I} \alpha_{1V} S_{N00} + \alpha_{1V}^2 S_{V00} - S_{V02} - S_{N11}, \\ & F = \frac{\Theta a_2}{6 a_4} + \\ & + \sqrt[3]{\sqrt{r^2 + s^3} - r} - \sqrt[3]{\sqrt{r^2 + s^3} + r}, E = \sqrt{8y + \Theta^2 \frac{a_3^2}{a_4^2} - 4\Theta \frac{a_2}{a_4}}, r = \frac{\Theta^3 b_2}{24 b_4^2} \left(4b_0 - \Theta L_x L_y L_z \frac{b_1 b_3}{b_4} \right) - \frac{\Theta^3 b_2^3}{54 b_4^3} - b_0 \frac{\Theta^2}{8 b_4^2} \times \\ & \times \left(4\Theta b_2 - \Theta^2 \frac{b_3^2}{b_4} \right) - L_x^2 L_y^2 L_z^2 \frac{\Theta^4 b_1^2}{8 b_4^2}, s = \Theta^2 \frac{4b_0 b_4 - \Theta L_x L_y L_z b_1 b_3}{12 b_4^2} - \frac{\Theta b_2}{18 b_4}. \end{aligned}$$

Farther we determine solutions of Eqs.(8), i.e. components of displacement vector. To determine the first-order approximations of the considered components framework method of averaging of function corrections we replace the required functions in the right sides of the equations by their not yet known average values α_i . The substitution leads to the following result

$$\begin{aligned} \rho(z) \frac{\partial^2 u_{1x}(x, y, z, t)}{\partial t^2} &= -K(z) \beta(z) \frac{\partial T(x, y, z, t)}{\partial x}, \quad \rho(z) \frac{\partial^2 u_{1y}(x, y, z, t)}{\partial t^2} = -K(z) \beta(z) \frac{\partial T(x, y, z, t)}{\partial y}, \\ \rho(z) \frac{\partial^2 u_{1z}(x, y, z, t)}{\partial t^2} &= -K(z) \beta(z) \frac{\partial T(x, y, z, t)}{\partial z}. \end{aligned}$$

Integration of the left and the right sides of the above relations on time t leads to the following result

$$\begin{aligned} u_{1x}(x, y, z, t) &= u_{0x} + K(z) \frac{\beta(z)}{\rho(z)} \frac{\partial}{\partial x} \int \int T(x, y, z, \tau) d\tau d\vartheta - K(z) \frac{\beta(z)}{\rho(z)} \frac{\partial}{\partial x} \int \int T(x, y, z, \tau) d\tau d\vartheta, \\ u_{1y}(x, y, z, t) &= u_{0y} + K(z) \frac{\beta(z)}{\rho(z)} \frac{\partial}{\partial y} \int \int T(x, y, z, \tau) d\tau d\vartheta - K(z) \frac{\beta(z)}{\rho(z)} \frac{\partial}{\partial y} \int \int T(x, y, z, \tau) d\tau d\vartheta, \\ u_{1z}(x, y, z, t) &= u_{0z} + K(z) \frac{\beta(z)}{\rho(z)} \frac{\partial}{\partial z} \int \int T(x, y, z, \tau) d\tau d\vartheta - K(z) \frac{\beta(z)}{\rho(z)} \frac{\partial}{\partial z} \int \int T(x, y, z, \tau) d\tau d\vartheta. \end{aligned}$$

Approximations of the second and higher orders of components of displacement vector could be determined by using standard replacement of the required components on the following sums $\alpha_i + u_i(x, y, z, t)$ [26]. The replacement leads to the following result

$$\begin{aligned} \rho(z) \frac{\partial^2 u_{2x}(x, y, z, t)}{\partial t^2} &= \left\{ K(z) + \frac{5E(z)}{6[1 + \sigma(z)]} \right\} \frac{\partial^2 u_{1x}(x, y, z, t)}{\partial x^2} + \left\{ K(z) - \frac{E(z)}{3[1 + \sigma(z)]} \right\} \frac{\partial^2 u_{1y}(x, y, z, t)}{\partial x \partial y} - K(z) \beta(z) \times \\ & \times \frac{\partial T(x, y, z, t)}{\partial x} + \frac{E(z)}{2[1 + \sigma(z)]} \left[\frac{\partial^2 u_{1y}(x, y, z, t)}{\partial y^2} + \frac{\partial^2 u_{1z}(x, y, z, t)}{\partial z^2} \right] + \left\{ K(z) + \frac{E(z)}{3[1 + \sigma(z)]} \right\} \frac{\partial^2 u_{1z}(x, y, z, t)}{\partial x \partial z} \\ \rho(z) \frac{\partial^2 u_{2y}(x, y, z, t)}{\partial t^2} &= \frac{E(z)}{2[1 + \sigma(z)]} \left[\frac{\partial^2 u_{1y}(x, y, z, t)}{\partial x^2} + \frac{\partial^2 u_{1x}(x, y, z, t)}{\partial x \partial y} \right] + \frac{\partial^2 u_{1y}(x, y, z, t)}{\partial y^2} \left\{ \frac{5E(z)}{12[1 + \sigma(z)]} + K(z) \right\} + \end{aligned}$$

$$\begin{aligned}
 & + \frac{\partial}{\partial z} \left\{ \frac{E(z)}{2[1+\sigma(z)]} \left[\frac{\partial u_{1y}(x,y,z,t)}{\partial z} + \frac{\partial u_{1z}(x,y,z,t)}{\partial y} \right] \right\} + \left\{ K(z) - \frac{E(z)}{6[1+\sigma(z)]} \right\} \frac{\partial^2 u_{1y}(x,y,z,t)}{\partial y \partial z} - K(z) \frac{\partial T(x,y,z,t)}{\partial y} \\
 & \quad \times \beta(z) + K(z) \frac{\partial^2 u_{1y}(x,y,z,t)}{\partial x \partial y} \\
 \rho(z) \frac{\partial^2 u_{2z}(x,y,z,t)}{\partial t^2} & = \frac{E(z)}{2[1+\sigma(z)]} \left[\frac{\partial^2 u_{1z}(x,y,z,t)}{\partial x^2} + \frac{\partial^2 u_{1z}(x,y,z,t)}{\partial y^2} + \frac{\partial^2 u_{1x}(x,y,z,t)}{\partial x \partial z} + \frac{\partial^2 u_{1y}(x,y,z,t)}{\partial y \partial z} \right] + \\
 & + \frac{\partial}{\partial z} \left\{ K(z) \left[\frac{\partial u_{1x}(x,y,z,t)}{\partial x} + \frac{\partial u_{1y}(x,y,z,t)}{\partial y} + \frac{\partial u_{1z}(x,y,z,t)}{\partial z} \right] \right\} + \frac{E(z)}{6[1+\sigma(z)]} \frac{\partial}{\partial z} \left[6 \frac{\partial u_{1z}(x,y,z,t)}{\partial z} - \right. \\
 & \quad \left. - \frac{\partial u_{1x}(x,y,z,t)}{\partial x} - \frac{\partial u_{1y}(x,y,z,t)}{\partial y} - \frac{\partial u_{1z}(x,y,z,t)}{\partial z} \right] - K(z) \beta(z) \frac{\partial T(x,y,z,t)}{\partial z}.
 \end{aligned}$$

Integration of the left and right sides of the above relations on time t leads to the following result

$$\begin{aligned}
 u_{2x}(x,y,z,t) & = \frac{1}{\rho(z)} \left\{ K(z) + \frac{5E(z)}{6[1+\sigma(z)]} \right\} \frac{\partial^2}{\partial x^2} \int_0^t \int_0^t u_{1x}(x,y,z,\tau) d\tau d\vartheta + \frac{1}{\rho(z)} \frac{\partial^2}{\partial x \partial y} \int_0^t \int_0^t u_{1y}(x,y,z,\tau) d\tau d\vartheta \times \\
 & \times \left\{ K(z) - \frac{E(z)}{3[1+\sigma(z)]} \right\} + \frac{E(z)}{2\rho(z)[1+\sigma(z)]} \left[\frac{\partial^2}{\partial y^2} \int_0^t \int_0^t u_{1y}(x,y,z,\tau) d\tau d\vartheta + \frac{\partial^2}{\partial z^2} \int_0^t \int_0^t u_{1z}(x,y,z,\tau) d\tau d\vartheta \right] + \\
 & + \frac{1}{\rho(z)} \frac{\partial^2}{\partial x \partial z} \int_0^t \int_0^t u_{1z}(x,y,z,\tau) d\tau d\vartheta \left\{ K(z) + \frac{E(z)}{3[1+\sigma(z)]} \right\} - \left\{ K(z) + \frac{5E(z)}{6[1+\sigma(z)]} \right\} \frac{\partial^2}{\partial x^2} \int_0^t \int_0^t u_{1x}(x,y,z,\tau) d\tau d\vartheta \times \\
 & \times \frac{1}{\rho(z)} - \frac{E(z)}{2\rho(z)[1+\sigma(z)]} \left[\frac{\partial^2}{\partial y^2} \int_0^t \int_0^t u_{1y}(x,y,z,\tau) d\tau d\vartheta + \frac{\partial^2}{\partial z^2} \int_0^t \int_0^t u_{1z}(x,y,z,\tau) d\tau d\vartheta \right] - \frac{\partial}{\partial x} \int_0^t \int_0^t T(x,y,z,\tau) d\tau d\vartheta \times \\
 & \times K(z) \frac{\beta(z)}{\rho(z)} - \frac{1}{\rho(z)} \left\{ K(z) + \frac{E(z)}{3[1+\sigma(z)]} \right\} \frac{\partial^2}{\partial x \partial z} \int_0^t \int_0^t u_{1z}(x,y,z,\tau) d\tau d\vartheta + u_{0x} + K(z) \frac{\beta(z)}{\rho(z)} \frac{\partial}{\partial x} \int_0^t \int_0^t T(x,y,z,\tau) d\tau d\vartheta \\
 u_{2y}(x,y,z,t) & = \frac{E(z)}{2\rho(z)[1+\sigma(z)]} \left[\frac{\partial^2}{\partial x^2} \int_0^t \int_0^t u_{1x}(x,y,z,\tau) d\tau d\vartheta + \frac{\partial^2}{\partial x \partial y} \int_0^t \int_0^t u_{1y}(x,y,z,\tau) d\tau d\vartheta \right] + \frac{K(z)}{\rho(z)} \times \\
 & \times \frac{\partial^2}{\partial x \partial y} \int_0^t \int_0^t u_{1y}(x,y,z,\tau) d\tau d\vartheta + \frac{1}{\rho(z)} \left\{ \frac{5E(z)}{12[1+\sigma(z)]} + K(z) \right\} \frac{\partial^2}{\partial y^2} \int_0^t \int_0^t u_{1y}(x,y,z,\tau) d\tau d\vartheta + \frac{1}{2\rho(z)} \times \\
 & \times \frac{\partial}{\partial z} \left\{ \frac{E(z)}{1+\sigma(z)} \left[\frac{\partial}{\partial z} \int_0^t \int_0^t u_{1y}(x,y,z,\tau) d\tau d\vartheta + \frac{\partial}{\partial y} \int_0^t \int_0^t u_{1z}(x,y,z,\tau) d\tau d\vartheta \right] \right\} - K(z) \frac{\beta(z)}{\rho(z)} \int_0^t \int_0^t T(x,y,z,\tau) d\tau d\vartheta - \\
 & - \left\{ \frac{E(z)}{6[1+\sigma(z)]} - K(z) \right\} \frac{1}{\rho(z)} \frac{\partial^2}{\partial y \partial z} \int_0^t \int_0^t u_{1y}(x,y,z,\tau) d\tau d\vartheta - \frac{E(z)}{2\rho(z)[1+\sigma(z)]} \left[\frac{\partial^2}{\partial x^2} \int_0^t \int_0^t u_{1x}(x,y,z,\tau) d\tau d\vartheta + \right. \\
 & + \left. \frac{\partial^2}{\partial x \partial y} \int_0^t \int_0^t u_{1y}(x,y,z,\tau) d\tau d\vartheta \right] - K(z) \frac{\beta(z)}{\rho(z)} \int_0^t \int_0^t T(x,y,z,\tau) d\tau d\vartheta - \frac{K(z)}{\rho(z)} \frac{\partial^2}{\partial x \partial y} \int_0^t \int_0^t u_{1y}(x,y,z,\tau) d\tau d\vartheta - \\
 & - \frac{1}{\rho(z)} \frac{\partial^2}{\partial y^2} \int_0^t \int_0^t u_{1y}(x,y,z,\tau) d\tau d\vartheta \left\{ \frac{5E(z)}{12[1+\sigma(z)]} - K(z) \right\} - \frac{1}{2\rho(z)} \frac{\partial}{\partial z} \left\{ \frac{E(z)}{1+\sigma(z)} \left[\frac{\partial}{\partial z} \int_0^t \int_0^t u_{1y}(x,y,z,\tau) d\tau d\vartheta + \right. \right. \\
 & \left. \left. + \frac{\partial}{\partial y} \int_0^t \int_0^t u_{1z}(x,y,z,\tau) d\tau d\vartheta \right] \right\} - \frac{1}{\rho(z)} \left\{ K(z) - \frac{E(z)}{6[1+\sigma(z)]} \right\} \frac{\partial^2}{\partial y \partial z} \int_0^t \int_0^t u_{1y}(x,y,z,\tau) d\tau d\vartheta + u_{0y} \\
 u_{2z}(x,y,z,t) & = \frac{E(z)}{2\rho(z)} \left[\frac{\partial^2}{\partial x^2} \int_0^t \int_0^t u_{1z}(x,y,z,\tau) d\tau d\vartheta + \frac{\partial^2}{\partial y^2} \int_0^t \int_0^t u_{1z}(x,y,z,\tau) d\tau d\vartheta + \frac{\partial^2}{\partial x \partial z} \int_0^t \int_0^t u_{1x}(x,y,z,\tau) d\tau d\vartheta + \right. \\
 & + \left. \frac{\partial^2}{\partial y \partial z} \int_0^t \int_0^t u_{1y}(x,y,z,\tau) d\tau d\vartheta \right] \frac{1}{1+\sigma(z)} + \frac{\partial}{\partial z} \left\{ K(z) \left[\frac{\partial}{\partial x} \int_0^t \int_0^t u_{1x}(x,y,z,\tau) d\tau d\vartheta + \frac{\partial}{\partial y} \int_0^t \int_0^t u_{1y}(x,y,z,\tau) d\tau d\vartheta + \right. \right. \\
 & \left. \left. + \frac{\partial}{\partial z} \int_0^t \int_0^t u_{1z}(x,y,z,\tau) d\tau d\vartheta \right] \right\} \frac{1}{\rho(z)} + \frac{\partial}{\partial z} \left\{ \frac{E(z)}{1+\sigma(z)} \left[6 \frac{\partial}{\partial z} \int_0^t \int_0^t u_{1z}(x,y,z,\tau) d\tau d\vartheta - \frac{\partial}{\partial x} \int_0^t \int_0^t u_{1x}(x,y,z,\tau) d\tau d\vartheta - \right. \right.
 \end{aligned}$$

$$- \left. \frac{\partial}{\partial y} \int_0^{\vartheta} \int_0^{\vartheta} u_{1,y}(x, y, z, \tau) d\tau d\vartheta - \frac{\partial}{\partial z} \int_0^{\vartheta} \int_0^{\vartheta} u_{1,z}(x, y, z, \tau) d\tau d\vartheta \right\} \frac{1}{6\rho(z)} - K(z) \frac{\beta(z)}{\rho(z)} \frac{\partial}{\partial z} \int_0^{\vartheta} \int_0^{\vartheta} T(x, y, z, \tau) d\tau d\vartheta + u_{0,z}$$

Framework this paper we determine concentration of dopant, concentrations of radiation defects and components of displacement vector by using the second-order approximation framework method of averaging of function corrections. This approximation is usually enough good approximation to make qualitative analysis and to obtain some quantitative results. All obtained results have been checked by comparison with results of numerical simulations.

3. DISCUSSION

In this section we analyzed dynamics of redistributions of dopant and radiation defects during annealing and under influence of mismatch-induced stress. Typical distributions of concentrations of dopant in heterostructures are presented on Figs. 2 and 3 for diffusion and ion types of doping, respectively. These distributions have been calculated for the case, when value of dopant diffusion coefficient in the epitaxial layer is larger, than in the substrate. The figures show, that inhomogeneity of heterostructure gives us possibility to increase compactness of transistors. At the same time one can find increasing homogeneity of dopant distribution in doped part of epitaxial layer. In-creasing of compactness of transistors gives us possibility to increase their density.

The second effect leads to decreasing local heating of materials during functioning of transistors or decreasing of their dimensions for fixed maximal value of local overheat. However framework this approach of manufacturing of bipolar transistor it is necessary to optimize annealing of dopant and/or radiation defects. Reason of this optimization is following. If annealing time is small, the dopant did not achieve any interfaces between materials of heterostructure. In this situation one cannot find any modifications of distribution of concentration of dopant. If annealing time is large, distribution of concentration of dopant is too homogenous. We optimize annealing time framework recently introduces approach [15,25-32]. Framework this criterion we approximate real distribution of concentration of dopant by step-wise function (see Figs. 4 and 5). Farther we determine optimal values of annealing time by minimization of the following mean-squared error

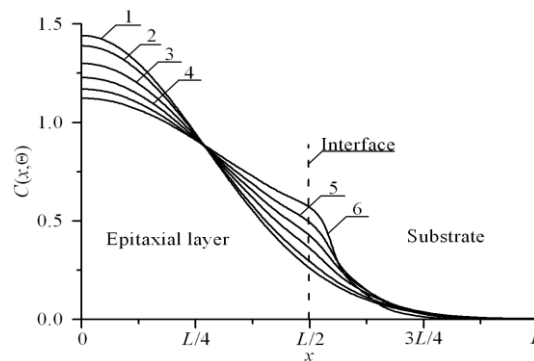


Fig2. Distributions of concentration of infused dopant in heterostructure from Fig. 1 in direction, which is perpendicular to interface between epitaxial layer substrate. Increasing of number of curve corresponds to increasing of difference between values of dopant diffusion coefficient in layers of heterostructure under condition, when value of dopant diffusion coefficient in epitaxial layer is larger, than value of dopant diffusion coefficient in substrate

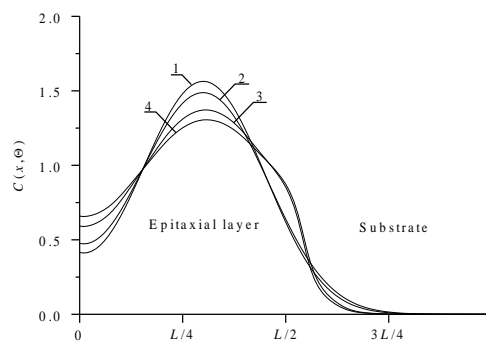


Fig3. Distributions of concentration of implanted dopant in heterostructure from Fig. 1 in direction, which is perpendicular to interface between epitaxial layer substrate. Curves 1 and 3 corresponds to annealing time $\Theta =$

$0.0048(Lx^2+Ly^2+Lz^2)/D0$. Curves 2 and 4 corresponds to annealing time $\Theta = 0.0057(Lx^2+Ly^2+Lz^2)/D0$. Curves 1 and 2 corresponds to homogenous sample. Curves 3 and 4 corresponds to heterostructure under condition, when value of dopant diffusion coefficient in epitaxial layer is larger, than value of dopant diffusion coefficient in substrate

$$U = \frac{1}{L_x L_y L_z} \int_0^{L_x} \int_0^{L_y} \int_0^{L_z} [C(x, y, z, \Theta) - \psi(x, y, z)] dz dy dx, \quad (15)$$

where $\psi(x,y,z)$ is the approximation function. Dependences of optimal values of annealing time on parameters are presented on Figs. 6 and 7 for diffusion and ion types of doping, respectively. It should be noted, that it is necessary to anneal radiation defects after ion implantation. One could find spreading of concentration of distribution of dopant during this annealing. In the ideal case distribution of dopant achieves appropriate interfaces between materials of heterostructure during annealing of radiation defects. If dopant did not achieves any interfaces during annealing of radiation defects, it is practicably to additionally anneal the dopant. In this situation optimal value of additional annealing time of implanted dopant is smaller, than annealing time of infused dopant.

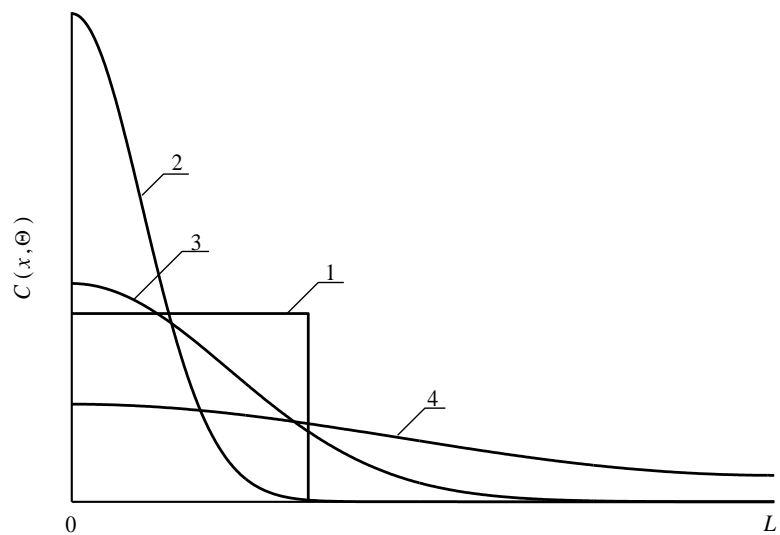


Fig4. Spatial distributions of dopant in heterostructure after dopant infusion. Curve 1 is idealized distribution of dopant. Curves 2-4 are real distributions of dopant for different values of annealing time. Increasing of number of curve corresponds to increasing of annealing time

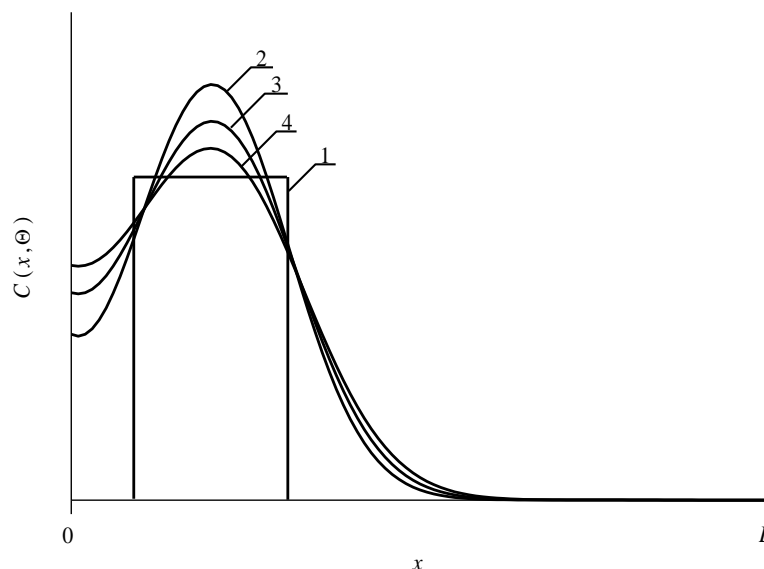


Fig5. Spatial distributions of dopant in heterostructure after ion implantation. Curve 1 is idealized distribution of dopant. Curves 2-4 are real distributions of dopant for different values of annealing time. Increasing of number of curve corresponds to increasing of annealing time

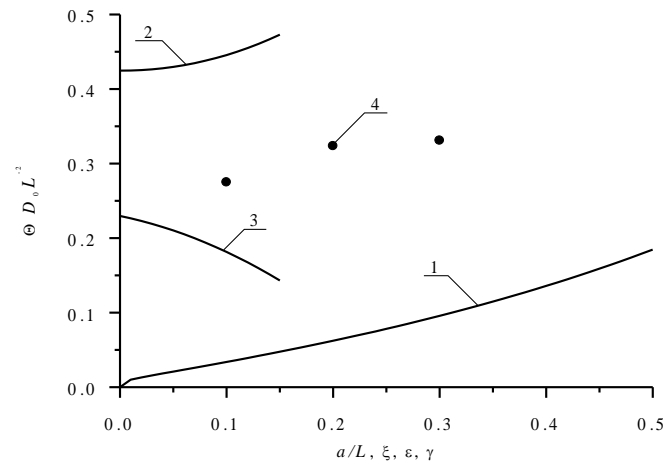


Fig6. Dimensionless optimal annealing time of infused dopant as a function of several parameters. Curve 1 describes the dependence of the annealing time on the relation a/L and $\xi = \gamma = 0$ for equal to each other values of dopant diffusion coefficient in all parts of heterostructure. Curve 2 describes the dependence of the annealing time on value of parameter ϵ for $a/L=1/2$ and $\xi = \gamma = 0$. Curve 3 describes the dependence of the annealing time on value of parameter ξ for $a/L=1/2$ and $\epsilon = \gamma = 0$. Curve 4 describes the dependence of the annealing time on value of parameter γ for $a/L=1/2$ and $\epsilon = \xi = 0$

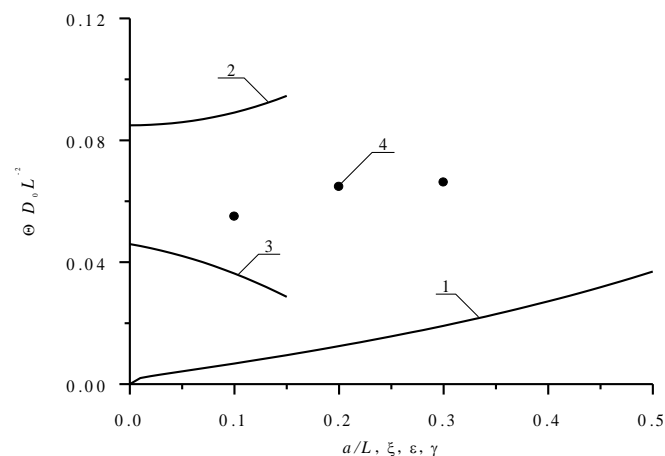


Fig7. Dimensionless optimal annealing time of implanted dopant as a function of several parameters. Curve 1 describes the dependence of the annealing time on the relation a/L and $\xi = \gamma = 0$ for equal to each other values of dopant diffusion coefficient in all parts of heterostructure. Curve 2 describes the dependence of the annealing time on value of parameter ϵ for $a/L=1/2$ and $\xi = \gamma = 0$. Curve 3 describes the dependence of the annealing time on value of parameter ξ for $a/L=1/2$ and $\epsilon = \gamma = 0$. Curve 4 describes the dependence of the annealing time on value of parameter γ for $a/L=1/2$ and $\epsilon = \xi = 0$

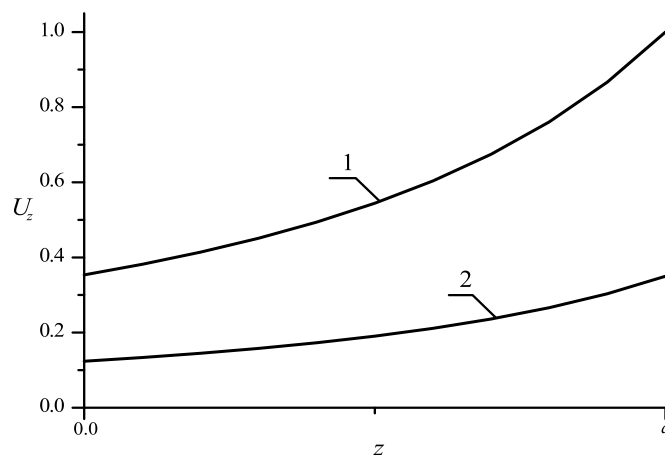


Fig8. Normalized dependences of component u_z of displacement vector on coordinate z for nonporous (curve 1) and porous (curve 2) epitaxial layers

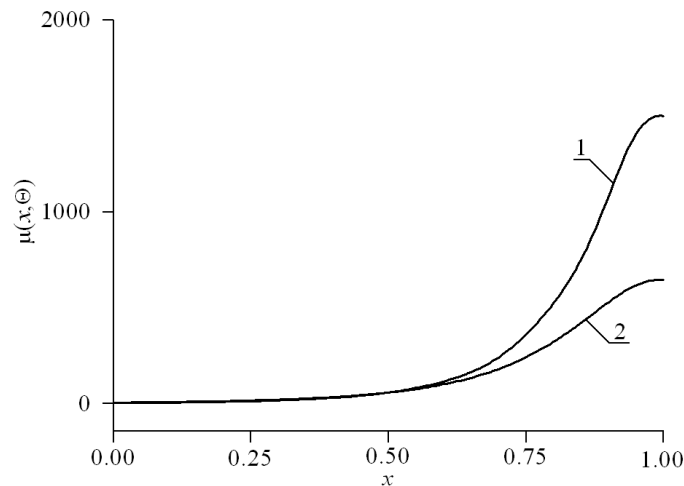


Fig9. Normalized distributions of charge carrier mobility in the considered heterostructure. Curve 1 corresponds to the heterostructure, which has been considered in Fig. 1. Curve 2 correspond to a homogenous material with averaged parameters of heterostructure from Fig. 1

Farther we analyzed influence of relaxation of mechanical stress on distribution of dopant in doped areas of heterostructure. Under following condition $\varepsilon_0 < 0$ one can find compression of distribution of concentration of dopant near interface between materials of heterostructure. Contrary (at $\varepsilon_0 > 0$) one can find spreading of distribution of concentration of dopant in this area. This changing of distribution of concentration of dopant could be at least partially compensated by using laser annealing [29]. This type of annealing gives us possibility to accelerate diffusion of dopant and another processes in annealed area due to inhomogenous distribution of temperature and Arrhenius law. Accounting relaxation of mismatch-induced stress in heterostructure could leads to changing of optimal values of annealing time. Mismatch-induced stress could be used to increase density of elements of integrated circuits. On the other hand could leads to generation dislocations of the discrepancy. Fig. 8 shows distributions of component of displacement vector, which is perpendicular to interface between layers of heterostructure.

4. CONCLUSION

In this paper we model redistribution of infused and implanted dopants with account relaxation mismatch-induced stress during manufacturing bipolar heterotransistors framework a circuit of element OR. We formulate recommendations for optimization of annealing to decrease dimensions of transistors and to increase their density. We formulate recommendations to decrease mismatch-induced stress. Analytical approach to model diffusion and ion types of doping with account concurrent changing of parameters in space and time has been introduced. At the same time the approach gives us possibility to take into account nonlinearity of considered processes.

References

- [1] V.I. Lachin, and N.S. Savelov, *Electronics*, Rostov-on-Don: Phoenix (2001).
- [2] Polishcuk, *Modern Electronics*, Issue 12, 8 (2004).
- [3] G. Volovich, *Modern Electronics*, Issue 2, 10 (2006).
 - a. Kerentsev, and V. Lanin, *Power Electronics*, Issue 1, 34 (2008).
- [4] A.O. Ageev, A.E. Belyaev, N.S. Boltovets, V.N. Ivanov, R.V. Konakova, Ya.Ya. Kudrik, P.M. Litvin, V.V. Milenin, and A.V. Sachenko, *Semiconductors*, 43, 897 (2009).
- [5] Jung-Hui Tsai, Shao-Yen Chiu, Wen-Shiung Lour, and Der-Feng Guo, *Semiconductors*, 43, 971 (2009).
- [6] O.V. Alexandrov, A.O. Zakhar'in, N.A. Sobolev, E.I. Shek, M.M. Makoviychuk, and E.O. Parshin, *Semiconductors*, 32, 1029 (1998).
- [7] I.B. Ermolovich, V.V. Milenin, R.A. Red'ko, and S.M. Red'ko, *Semiconductors*, 43, 1016 (2009).
- [8] P. Sinsersuksakul, K. Hartman, S.B. Kim, J. Heo, L. Sun, H.H. Park, R. Chakraborty, T. Buonassisi, and R.G. Gordon, *Appl. Phys. Lett.*, 102, 053901 (2013).
- [9] J.G. Reynolds, C.L. Reynolds, Jr.A. Mohanta, J.F. Muth, J.E. Rowe, H.O. Everitt, and D.E. Aspnes, *Appl. Phys. Lett.*, 102, 152114 (2013).

- [10] N.I. Volokobinskaya, I.N. Komarov, T.V. Matyukhina, V.I. Reshetnikov, A.A. Rush, I.V. Falina, and A.S. Yastrebov, *Semiconductors*, 35, 1013 (2001).
- [11] E.L. Pankratov, and E.A. Bulaeva, *Reviews in Theoretical Science*, 1, 58 (2013).
- [12] A.E. Boukili, *The international journal for computation and mathematics in electrical and electronic engineering*, 36, 78 (2017).
- [13] S.A. Kukushkin, A.V. Osipov, and A.I. Romanychev, *Phys. Sol. St.*, 58, 1448 (2016).
a. Prayag, and S. Bodkhe, *Advances in Electrical Engineering*, Article ID 5640926 (2017).
- [14] E.L. Pankratov, and E.A. Bulaeva, *Reviews in Theoretical Science*, 3, 365 (2015).
- [15] K.K. Ong, K.L. Pey, P.S. Lee, A.T.S. Wee, X.C. Wang, and Y.F. Chong, *Appl. Phys. Lett.*, 89, 172111 (2006).
- [16] H.T. Wang, L.S. Tan, and E.F. Chor, *J. Appl. Phys.*, 98, 094901 (2006).
- [17] Yu.V. Bykov, A.G. Yermeev, N.A. Zharova, I.V. Plotnikov, K.I. Rybakov, M.N. Drozdov, Yu.N. Drozdov, and V.D. Skupov, *Radiophysics and Quantum Electronics*, 43, 836 (2003).
- [18] Y.W. Zhang, and A.F. Bower, *J. Mech. Phys. Sol.*, 47, 2273 (1999).
- [19] L.D. Landau, and E.M. Lifshits, *Theoretical physics. 7 (Theory of elasticity)*, Physmatlit, Moscow (2001).
- [20] Z.Yu. Gotra, *Technology of microelectronic devices*, Radio and communication, Moscow (1991).
- [21] P.M. Fahey, P.B. Griffin, and J.D. Plummer, *Rev. Mod. Phys.*, 61, 289 (1989).
- [22] V.L. Vinetskiy, and G.A. Kholodar', *Radiative physics of semiconductors*, "Naukova Dumka", Kiev, (1979).
- [23] E.L. Pankratov, and E.A. Bulaeva, *Int. J. Micro-Nano Scale Transp.*, 4, 17 (2014).
- [24] Yu.D. Sokolov, *Applied Mechanics*, 1, 23 (1955).
- [25] E.L. Pankratov, *Russian Microelectronics*, 36, 33 (2007).
- [26] E.L. Pankratov, *Int. J. Nanoscience*, 7, 187 (2008).
- [27] E.L. Pankratov, and E.A. Bulaeva, *Int. J. Micro-Nano Scale Transp.*, 3, 119 (2012).
- [28] E.L. Pankratov, *Nano*, 6, 31 (2011).
- [29] E.L. Pankratov, and E.A. Bulaeva, *J. Comp. Theor. Nanoscience*, 14, 2389 (2017).
- [30] E.L. Pankratov, and E.A. Bulaeva, *J. Nanoeng. Nanoman.*, 6, 313 (2016).

Citation: E.L. Pankratov, "On Optimized Manufacture of Bipolar Hetero transistors in a High-Voltage Element or for Increasing of their Integration Rate. Accounting Mismatch-Induced Stress." *International Journal of Innovative Research in Electronics and Communications (IJIREC)*, 6(4), pp.1-17. <http://dx.doi.org/10.20431/2349-4050.0604001>

Copyright: © 2019 Authors this is an open-access article distributed under the terms of the Creative Commons Attribution License, which permits unrestricted use, distribution, and reproduction in any medium, provided the original author and source are credited.